



Half Yearly Report
June 30, 2019



SME Leasing Limited
(A subsidiary of SME Bank Ltd.)

Contents

02

Corporate Information

04

Directors' Review Report

06

Auditor's Review Report

07

Condensed Interim Balance Sheet

08

Condensed Interim Profit And Loss Account

09

Condensed Interim Statement of Comprehensive Income

10

Condensed Interim Statement of Changes in Equity

11

Condensed Interim Cash Flow Statement

12

Notes to the Condensed Interim Financial Statements

23

Branch Network

Corporate Information

BOARD OF DIRECTORS

Mr. Bilal Mustafa - Chairman
Mr. Abdul Waseem - CEO (Acting)
Mr. Dilshad Ali Ahmad
Mr. Mohammad Farrukh Mansoor Malik
Mr. Mohammad Mubeen Mufti
Ms. Darakhshan S. Vohra

CHIEF EXECUTIVE OFFICER

Mr. Abdul Waseem - CEO (Acting)

AUDIT COMMITTEE

Ms. Darakhshan S. Vohra - Chairperson
Mr. Mohammad Farrukh Mansoor Malik - Member
Mr. Mohammad Mubeen Mufti
Mr. Naeem-ul-Hasan - Committee Secretary

RISK MANAGEMENT COMMITTEE

Mr. Dilshad Ali Ahmad - Chairman
Mr. Abdul Waseem - Member
Mr. Bilal Mustafa - Member
Mr. Naeem-ul-Hasan - Secretary

HUMAN RESOURCE COMMITTEE

Mr. Bilal Mustafa - Chairman
Mr. Dilshad Ali Ahmad - Member
Mr. Abdul Waseem - Member
Ms. Darakhshan S. Vohra
Mr. Adnan Sajar - Committee Secretary

COMPANY SECRETARY & CFO

M. Shehzad

EXTERNAL AUDITORS

Grant Thornton Anjum Rahman
Chartered Accountants

INTERNAL AUDITOR

Mr. Naeem-ul-Hasan

TAX CONSULTANT

EY Ford Rhodes Sidat Hyder
Chartered Accountants

LEGAL ADVISOR

Mohsin Tayebaly & Company,
Advocate & Legal Consultant

CREDIT RATING

Long-term: B Short-term: B

REGISTERED OFFICE

56-F, Nazim-ul-Din Road, F-6/1, Blue Area, Islamabad.

MAIN OFFICE

Office # 304, 3rd Floor, Business Arcade, Shakra-e-Faisal, Karachi.

Tel: (+92-21) 34322128-129-137

Fax: (+92-21) 34322082

E-mail: info@smelease.com

REGISTRAR AND SHARE TRANSFER OFFICE

Corptec Associates (Pvt.) Limited

503-E, Johar Town, Lahore.

BANKS AND LENDING INSTITUTIONS

Allied Bank Limited

MCB Bank Limited

SME Bank Limited

Meezan Bank Limited

Directors' Review Report

The Board of directors of SME Leasing Limited (the Company) is pleased to present un-audited condensed interim financial information for the six month's period ended June 30, 2019.

The management remained focused on recovery from its portfolio and utilizing these resources in writing new quality business. However, during the period under review, economic activities remained stagnant; discount rate has been increased; and limited availability of funds adversely affected writing of new quality business.

The loss before tax during the period under review was Rs. 13.41 Million compared to Rs. 9.01 million in the corresponding period last year. The Company has recovered Rs 61.75 Million from the portfolio and written new Gross leases worth Rs. 47.75 Million during the period. A decrease of 14% was recorded in the revenues when compared with the corresponding period last year. Net provision reversals on account of recoveries during the period aggregated Rs. 2.7 million compared to a reversal of net provision charge of Rs. 4.04 million last year. Financial charges increased mainly on account of increase in discount rate. Administrative expenses recorded decrease of 5% when compared with the previous period last year. Funding constraint remained a major obstacle in converting the company into a profit making institution.

In May 2019, PACRA has suspended the entity rating of parent company SME Bank Limited. Due to suspension of parent company rating coupled with SME Leasing's own operational and financial conditions, PACRA vide its report issued on 16 May 2019 has downgraded the Long Term Rating of the Company from "B+" to "B" while maintained the Short Term Rating to "B" with "Negative" Outlook.

The Net equity of the Company amounted to Rs.98.11 Million as at June 30, 2019. The Company is fully compliant with SECP equity requirement for non-deposit taking leasing companies. The total liabilities decreased by Rs. 1.79 Million whereas the total assets also decreased by Rs 15.36 Million when compared with December 31, 2018.

Shareholders are informed that in pursuant to the decision dated October 31, 2018 of the Cabinet Committee on Privatisation (ratified by the Cabinet on November 11, 2018); the Privatisation Commission has appointed the Financial Advisor (FA) for the privatisation of SME Bank, our major shareholder. As per the timeline given by the FA, privatisation of SME Bank is expected to be completed in six months. We shall keep our shareholders informed of development, in this regard.

The Board recognizes and appreciates the continued support of its shareholders, lenders and regulatory authorities and efforts and commitment of the management team and all the staff members of the Company.

On behalf of Board of Directors



Bilal Mustafa
Chairman

Dated: August 27, 2019

ڈائریکٹرز کا جائزہ

ایس ایم ای لیزنگ لمیٹڈ (کمپنی) کے بورڈ آف ڈائریکٹرز 30 جون 2019ء کی اختتامی ششماہی کیلئے غیر آڈٹ شدہ مجموعی مالیاتی حسابات پیش کر رہے ہیں۔

کمپنی کا نقطہ نظر مستقل طور پر وصولی اور نئے کاروبار کے پورٹ فولیو پر ہے۔ تاہم زیر جائزہ مدت کے دوران معاشی سرگرمیاں، جمود کا شکار رہیں، ڈسکاؤنٹ ریٹ میں اضافہ کیا گیا اور فنڈز کی محدود فراہمی نے نئے کاروبار کو متاثر کیا۔


زیر جائزہ مدت کے دوران قبل تکس مبلغ 13.4 ملین روپے کا خسارہ ہوا جس کا موازنہ گذشتہ سال کی مدت کے مبلغ 9.0 ملین روپے سے لگایا جاسکتا ہے۔ جو کہ دوران مدت پورٹ فولیو اور تحریر کردہ گروس لیزز مبلغ 47.75 ملین روپے سے ممکنہ طور پر مبلغ 61.75 ملین کی وصولی کے بعد ہوا۔ محصولات میں 14% کی کمی ہوئی جس کا موازنہ گذشتہ سال کی اسی مدت سے کیا جاسکتا ہے۔ دوران مدت ریکوریز کے حساب میں مبلغ 2.7 ملین روپے کی مجموعی تبدیلی ہوئی جس کا موازنہ گذشتہ سال کے مجموعی چارج مبلغ 4.04 ملین روپے سے کیا جاسکتا ہے۔ مالیاتی چارجز میں اضافہ ڈسکاؤنٹ ریٹ میں اضافہ کے باعث ہوا۔ انتظامی اخراجات میں 5% کی کمی ریکارڈ کی گئی جس کا موازنہ گذشتہ سال کی اسی مدت سے کیا جاسکتا ہے۔ فنڈنگ پر دشواریاں کمپنی کو منافع بخش ادارے میں تبدیل کرنے میں ایک بڑی رکاوٹ ہے۔

مئی 2019ء میں پکارنے متعلقہ کمپنی ایس ایم ای بینک لمیٹڈ کی ریٹنگ کو معطل کیا ہے۔ متعلقہ کمپنی کی ریٹنگ کی معطلی کے سبب ایس ایم ای لیونگ کے اپنے آپریشن اور مالیاتی حالات پر اثر پڑا۔ پکارنے اپنی رپورٹ مورخہ 16 مئی 2019ء میں طویل مدتی ریٹنگ برائے کمپنی "B+" سے "B" کی درجہ بندی کی ہے جبکہ مختصر مدتی ریٹنگ "Negative" آؤٹ لک کے تحت "B" پر کوڑی ہے۔

30 جون 2019ء تک کمپنی کی مجموعی آمدنی مبلغ 98.11 ملین روپے رہی ہے، کمپنی نے مکمل طور پر ایس ایم ای پی کے تحت عدم ڈپازٹ کے امور کی مکمل پابندی کی ہے جو کہ لیونگ کمپنی سے حاصل کی ہے۔ کل قرضہ جات میں 1.79 ملین روپے کا اضافہ ہوا ہے جبکہ کل اثاثہ جات میں 15.36 ملین روپے کی کمی بھی واقع ہوئی ہے جس کا موازنہ 31 دسمبر 2018ء سے کیا جاسکتا ہے۔

شیئرز ہولڈرز کو مطلع کیا جاتا ہے کہ نجکاری سے متعلق کا بینہ کمیٹی کے مورخہ 31 اکتوبر 2018ء کے فیصلے (11 نومبر 2018ء کو کا بینہ نے توثیق کی) کے نتیجے میں پرائیویٹائزیشن کمیٹین نے ہمارے اہم شیئرز ہولڈرز ایس ایم ای بینک کی نجکاری کیلئے مالیاتی مشیر (ایف اے) مقرر کیا ہے۔ ایف اے کے ذریعے دی گئی نام لائن کے مطابق ایس ایم ای بینک کی نجکاری چھ ماہ میں مکمل ہونے کی امید ہے۔ اس سلسلے میں ہم اپنے شیئرز ہولڈرز کو آگاہ کریں گے۔

بورڈ اپنے شیئرز ہولڈرز، لینڈرز، ریگولیٹری اتھارٹیز کی جانب سے مستقل تعاون پر بے حد متکثر ہے اور انتظامی ٹیم کی مسلسل کوششوں اور کمپنی کے تمام اسٹاف ممبران کے تعاون کے بھی شکرگزار ہیں۔


بلال مصطفیٰ
چیئر مین

مورخہ: 27 اگست 2019ء

Independent Auditor's Review Report

To the members of SME Leasing Limited
Report on review of Interim Financial Information
Introduction

We have reviewed the accompanying condensed interim balance sheet of SME Leasing Limited (the Company) as at June 30, 2019 and the related condensed interim profit and loss account, condensed interim statement of comprehensive income, condensed interim cash flow statement, condensed interim statement of changes in equity and notes to the condensed interim financial information for the six month period then ended (here-in-after referred to as 'condensed interim financial information'). Management is responsible for the preparation and presentation of this condensed interim financial information in accordance with the accounting and reporting standards as applicable in Pakistan for interim financial reporting. Our responsibility is to express a conclusion on the condensed interim financial information based on our review.

Scope of Review

We conducted our review in accordance with the International Standard on Review Engagements 2410, "Review of Interim Financial Information Performed by Independent Auditor of the Entity". A review of condensed interim financial information consist of making inquiries, primarily of persons responsible for financial and accounting matters, and applying analytical and other review procedures. A review is substantially less in scope than an audit conducted in accordance with International Standards on Auditing and consequently does not enable us to obtain assurance that we would become aware of all significant matters that might be identified in an audit. Accordingly, we do not express an audit opinion.

Conclusion

Based on our review, nothing has come to our attention that causes us to believe that the accompanying condensed interim financial information is not prepared, in all material respects, in accordance with accounting and reporting standards as applicable in Pakistan for interim financial reporting.

Emphasis of matter

We draw attention to the note 1.2 to the condensed interim financial information which indicates that the Company has incurred net loss of Rs. 13.571 million (June 30, 2018: Rs. 9.184 million) during the six month period ended June 30, 2019, and as of that date, its accumulated losses amounted to Rs. 270.358 million (December 31, 2018: Rs. 256.784 million). These conditions, along with other matters as set forth in the above referred note indicate the existence of material uncertainty that may cast significant doubt about the Company's ability to continue as a going concern. Our conclusion is not modified in respect of this matter.

Other Matter

The figures of the condensed interim profit and loss account, condensed interim statement of comprehensive income for the three-month period ended June 30, 2019 and 2018 have not been reviewed, as we are required to review only the cumulative figures for the six-month period ended June 30, 2019.

The engagement partner on the review resulting in this independent auditor's review report is **Muhammad Shaukat Naseeb**.

Karachi
Dated: 29 August 2019

Grant Thorton Anjum Rahman
Chartered Accountants

Condensed Interim Statement of Financial Position

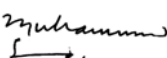
As at June 30, 2019

	Note	June 30, 2019 (Un-Audited)	December 31, 2018 (Audited)
Rupees			
ASSETS			
Current assets			
Cash and bank balances	6	2,000,376	6,130,435
Mark-up accrued		127,358	51,276
Advances	7	3,124,056	3,345,945
Deposits, prepayments and other receivables		1,029,032	1,158,965
Current maturity of non current assets	8	168,996,286	153,691,926
Total current assets		175,277,108	164,378,547
Non-current assets			
Long term finances and loans	9	65,666,372	65,390,531
Net investment in leases	10	245,776,770	273,329,996
Long-term deposits and prepayments		2,294,023	824,901
Property and equipment	11	4,622,870	5,076,809
Total non-current assets		318,360,035	344,622,237
Total assets		493,637,143	509,000,784
LIABILITIES			
Current liabilities			
Trade and others payable		4,707,307	3,743,855
Unclaimed dividend		19,906	19,694
Mark-up accrued		2,497,805	1,299,884
Short term borrowings		143,631,409	141,556,042
Current maturity of long term finance and leases	13	60,083,920	51,707,395
Provision for compensated absences		1,943,571	2,491,591
Taxation payable		8,208,749	8,208,790
Total current liabilities		221,092,667	209,027,251
Non-current liabilities			
Long-term deposits		167,480,094	179,200,619
Deferred liabilities		6,956,110	9,090,662
Total liabilities		174,436,204	188,291,281
		395,528,871	397,318,532
NET ASSETS			
		98,108,272	111,682,252
FINANCED BY			
Authorised share capital			
100,000,000 (2018: 100,000,000) ordinary shares of Rs. 10 each		1,000,000,000	1,000,000,000
Issued, subscribed and paid-up capital			
Reserves		320,000,000	320,000,000
Accumulated loss		48,466,329	48,466,329
Total shareholder's equity		(270,358,057)	(256,784,077)
		98,108,272	111,682,252
Contingencies and commitment	14		


The annexed notes from 1 to 25 form an integral part of these condensed interim financial information.



Dilshad Ali Ahmad
Director



M. Srēhzad
Chief Financial Officer



Abdul Waseem
Chief Executive Officer

Condensed Interim Statement of Profit or Loss - Unaudited

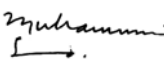
For the six-months period ended June 30, 2019

Note	Six-Months period ended		Three Months period ended		
	June 30, 2019	June 30, 2018	June 30, 2019	June 30, 2018	
..... Rupees					
Revenue					
Income from operations	15	13,468,130	15,584,235	6,809,823	8,069,775
Other operating income	16	53,747	223,901	26,431	38,684
Total revenue		13,521,877	15,808,136	6,836,254	8,108,459
Expenses					
Administrative	17	20,817,763	21,828,418	10,367,151	10,931,803
Finance cost	18	8,771,380	7,033,440	5,150,978	3,899,908
Total expenses		29,589,143	28,861,858	15,518,129	14,831,711
		(16,067,266)	(13,053,722)	(8,681,875)	(6,723,252)
(Reversal)/Provisions					
(Reversal) for potential lease losses		(2,487,051)	(4,041,438)	(1,990,726)	(2,263,267)
(Reversal) for loans and receivables		(170,335)	(486)	(126,203)	(41,947)
Total (reversals)		(2,657,386)	(4,041,924)	(2,116,929)	(2,305,214)
Loss before taxation		(13,409,880)	(9,011,798)	(6,564,946)	(4,418,038)
Taxation	19	161,530	172,329	78,325	78,398
Loss for the period		(13,571,410)	(9,184,127)	(6,643,271)	(4,496,436)
Loss per share-basic and diluted	21	(0.42)	(0.29)	(0.21)	(0.14)


The annexed notes from 1 to 25 form an integral part of these condensed interim financial information.



Dilshad Ali Ahmad
Director



M. Sifhazad
Chief Financial Officer



Abdul Waseem
Chief Executive Officer

Condensed Interim Statement of Comprehensive Income - Unaudited

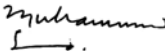
For the six-months period ended June 30, 2019

Note	Six-Months period ended		Three Months period ended	
	June 30, 2019	June 30, 2018	June 30, 2019	June 30, 2018
 Rupees			
Loss for the period	(13,571,410)	(9,184,127)	(6,643,271)	(4,496,436)
Other comprehensive income	-	-	-	-
Total comprehensive loss for the period	(13,571,410)	(9,184,127)	(6,643,271)	(4,496,436)


The annexed notes from 1 to 25 form an integral part of these condensed interim financial information.



Dilshad Ali Ahmad
Director



M. Shehzad
Chief Financial Officer



Abdul Waseem
Chief Executive Officer

Condensed Interim Statement of Cash Flows - Unaudited

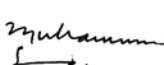
For the six-months period ended June 30, 2019

Note	June 30, 2019	June 30, 2018
	Rupees	
CASH FLOW FROM OPERATING ACTIVITIES		
Loss before tax	(13,409,880)	(9,011,798)
Adjustment for :		
Depreciation and amortization	468,939	805,279
Provision for gratuity	-	446,717
Provision for compensated absences	-	743,072
Finance cost	8,771,380	7,033,440
Profit on bank accounts / return on investment	(47,940)	(62,223)
Gain on disposal of property and equipment	(2,500)	(161,678)
(Reversal) for potential lease losses	(2,487,051)	(4,041,438)
(Reversal) for loans and receivables	(170,335)	(486)
	6,532,493	4,762,683
Cash Consumed from operations before working capital changes	(6,877,387)	(4,249,115)
Working capital changes		
(Increase)/decrease in operating assets		
Other receivable/interest accrued	(76,082)	(67,766)
Deposits, prepayments and other receivables	129,933	(957,003)
(Increase)/decrease in net investment in leases	16,307,543	(28,341,965)
Loans and advances	221,889	(191,979)
Long term deposits and prepayments	(1,469,122)	357,843
	15,114,161	(29,200,870)
Increase/(decrease) in operating liabilities		
Trade and other payables	963,452	(19,345)
Unclaimed dividend	212	(723)
Long term deposits (paid) / received	(3,344,000)	11,089,026
	(2,380,336)	11,068,958
Total Working capital changes	12,733,825	(18,131,912)
Cash consumed in operations after working capital changes	5,856,438	(22,381,027)
Increase in loans and receivables	(1,677,133)	(405,231)
Financial charges paid	(7,573,461)	(6,632,175)
Income received	47,940	62,223
Gratuity paid	(2,134,552)	-
Leave encashment paid	(548,020)	(696,281)
Taxes paid	(161,571)	(167,699)
	(12,046,797)	(7,839,163)
Net cash used in operating activities	(6,190,359)	(30,220,190)
CASH FLOW FROM INVESTING ACTIVITIES		
Capital expenditure	(17,570)	(75,295)
Proceeds from disposal of property and equipment	2,500	162,990
Net cash from investing activities	(15,070)	87,695
CASH FLOW FROM FINANCING ACTIVITIES		
Lease rentals paid	-	-
Net cash from financing activities	-	-
Net decrease in cash and cash equivalents	(6,205,429)	(30,132,495)
Cash and cash equivalents at beginning of the year	(135,425,607)	(108,449,079)
Cash and cash equivalents at end of the period	21 (141,631,033)	(138,581,574)


The annexed notes from 1 to 25 form an integral part of these condensed interim financial information.



Dilshad Ali Ahmad
Director



M. Shéhazad
Chief Financial Officer



Abdul Waseem
Chief Executive Officer

Condensed Interim Statement of Changes In Equity

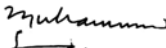
For the six-months period ended June 30, 2019

Issued, subscribed and paid-up capital	Capital reserves		Revenue reserves		Total shareholder's equity	
	Share premium	Statutory reserve	Reserve against future losses	Un-appropriated profit		
----- Rupees -----						
Balance as at January 01, 2018 - audited	320,000,000	10,000,000	28,019,277	10,447,052	(235,215,727)	133,250,602
Loss after taxation	-	-	-	-	(9,184,127)	(9,184,127)
Balance as at June 30, 2018 - unaudited	320,000,000	10,000,000	28,019,277	10,447,052	(244,399,854)	124,066,475
Balance as at January 01, 2019 - audited	320,000,000	10,000,000	28,019,277	10,447,052	(256,784,077)	111,682,252
Loss after taxation	-	-	-	-	(13,573,980)	(13,573,980)
Balance as at June 30, 2019 - un audited	320,000,000	10,000,000	28,019,277	10,447,052	(270,358,057)	98,108,272


The annexed notes from 1 to 25 form an integral part of these condensed interim financial information.



Dilshad Ali Ahmad
Director



M. Shéhazad
Chief Financial Officer



Abdul Waseem
Chief Executive Officer

Notes to the Condensed Interim Financial Statements (Unaudited)

For the six-months period ended June 30, 2019

1. THE COMPANY AND ITS OPERATIONS

SME Leasing Limited (the Company) was incorporated in Pakistan on July 12, 2002 as an unlisted public company and acquired the status of a listed company on December 13, 2006. The Company is a subsidiary of SME Bank Limited (the Parent Company), which holds 73.14% (December 31, 2018: 73.14%) of the Company's shares. At the time of incorporation, the Company was a wholly owned subsidiary of SME Bank Limited, whereby under an arrangement the assets and liabilities of the leasing division of SME Bank Limited were transferred to the Company on January 28, 2003. The company is listed on Pakistan Stock Exchange formerly Lahore Stock Exchange and its registered office is situated at 56-F, Nazim-ul-Din Road F-6/1, Blue Area, Islamabad. The core objective of the Company is to extend lease and working capital financing facilities to small and medium enterprises of the country. The Company obtained license of non deposit taking NBFC and as per section 4(Schedule I) of NBFC Regulations 2008, a non deposit taking NBFC shall have minimum equity of Rs. 50 million. The Company being non deposit taking NBFC has complied with said requirement of NBFC Regulations 2008. The PACRA Credit Rating Agency has assigned a long term rating of B (2018: B+) and a short term rating of B (2018: B) to the Company in the month of June 2018.

- 1.2 The Company has been incurring losses since year ended December 31, 2009 which has resulted in erosion of equity. During the period ended June 30, 2019, the Company has incurred a loss of Rs. 13.571 million (June 30, 2018: Rs. 9.184 million) which has further increased accumulated losses to Rs. 270.358 million (December 31, 2018: Rs. 256.784 million) as at the year end. Further, the net assets of the Company amounting to Rs. 98.108 million (December 31, 2018: Rs. 111.682 million) includes non-performing leases and loans and finances, net of provisions of Rs. 124.822 million (December 31, 2018: Rs. 131.791 million).

Further the Company is dependent on the running finance facility granted by the Parent Company. The revised prudential regulation of State Bank of Pakistan (SBP) applicable from June 2015 has restricted the exposure by bank to a related party to the extent of 7.5% of its equity. However, the Parent Company has applied for relaxation of the aforesaid requirement in respect of its financing to the Company by State Bank of Pakistan vide its letter SMEBL: HO: CFO: 2018/1230/3856, which has expired on June 2018. However extension of the exemption is currently in progress.

The above factors indicate the existence of a material uncertainty which may cast significant doubt on the Company's ability to continue as a going concern and the Company may not be able to realize its assets and discharge its liabilities in the normal course of business. However, these financial statements have been prepared on going concern basis considering the factors mentioned below:

- The Parent Company has granted a short term running finance facility to the Company amounting to Rs. 150 million out of which Rs. 143.631 million has been utilized as at June 30, 2019 (Dec 31, 2018: Rs. 141.556 million). The said facility can be extended to the extent of Rs. 300 million as per the stand-by agreement for finance facility. Parent company has applied for relaxation to the State Bank of Pakistan from the requirements of related party exposure limits in order to continue its support towards the Company. Further, the Parent Company has been in the list of privatization by Government of Pakistan. Upon successful completion of privatization of the Parent Company, the majority shareholding in SME Leasing Limited will be taken over by the acquirer of SME Bank.
 - The management of the Company has prepared cash flow projections which reflect that based on financial support by the parent company the Company will be able to continue its business on going concern basis in the foreseeable future.
 - Concerted efforts are being made for the recovery of non-performing leases and loans and finances and in this respect during the year Rs. 10.468 million (Dec 31, 2018: Rs. 21.748 million) has been recovered.
 - Efforts are also being made by the management to reduce the overall cost of the Company.
- Based on the above mentioned financial measures and the concerted operational measures being taken by the Company, the management is confident of the profitable operations in the foreseeable future and therefore, has prepared the financial statements on going concern basis.

2 BASIS OF PREPARATION

2.1. STATEMENT OF COMPLIANCE

These condensed interim financial information of the Company for the six months period ended June 30, 2019 have been prepared in accordance with the requirement of the International Accounting Standard 34 - Interim Financial Reporting and provision of and directives issued under the Companies Act 2017, the Non-Banking Finance Companies (Establishment and Regulation) Rules, 2003 (the NBFC Rules), the Non-Banking Finance Companies and Notified Entities Regulations, 2008 (the NBFC Regulations). In case where requirements differ, the provision or directives issued under the Companies Act, 2017, NBFC Rules, 2003 and NBFC Regulations, 2008 shall prevail.

These condensed interim financial information does not include all the disclosures required in the annual financial statements. Accordingly, the condensed interim financial statements should be read in conjunction with the annual financial statements for the year ended December 31, 2018.

Notes to the Condensed Interim Financial Statements (Unaudited)

For the six-months period ended June 30, 2019

3. ACCOUNTING POLICIES

The accounting policies and methods of computations followed for the preparation of these accounts are same as those applied in preparing the annual accounts for the year ended December 31, 2018.

4. SIGNIFICANT ACCOUNTING ESTIMATES AND JUDGEMENTS

The preparation of condensed interim financial information requires management to make judgments, estimates and assumptions that affect the application of accounting policies and the reported amounts of assets and liabilities, income and expenses. However, actual results may differ from these estimates.

In preparing these condensed interim financial information, the significant judgments made by the management in applying the Company's accounting policies and the key sources of estimates uncertainty were the same as applied to the financial statements of the Company for the year ended December 31, 2018 with the exception to the following :

IFRS 16 "Leases"

IFRS 16 'Leases' replaces IAS 17 'Leases' along with three Interpretations (IFRIC 4 'Determining whether an Arrangement contains a Lease', SIC 15 'Operating Leases-Incentives' and SIC 27 'Evaluating the Substance of Transactions Involving the Legal Form of a Lease'). The new Standard has been applied using the modified retrospective approach, with the cumulative effect of adopting IFRS 16 being recognised in equity as an adjustment to the opening balance of retained earnings for the current period. Prior periods have not been restated.

For contracts in place at the date of initial application, the Company has elected to apply the definition of a lease from IAS 17 and IFRIC 4 and has not applied IFRS 16 to arrangements that were previously not identified as lease under IAS 17 and IFRIC 4.

The Company has applied the cost model to right-of use assets, except for those assets that meet the definition of investment property. Alternatively, the Company may elect to apply the revaluation model in IAS 16 to right-of-use assets, if it applies the revaluation model to the class of property and equipment that the right-of-use assets relate to.

"On transition, for leases previously accounted for as operating leases with a remaining lease term of less than 12 months and for leases of low-value assets the Company has applied the optional exemptions to not recognise right-of-use assets but to account for the lease expense on a straight-line basis over the remaining lease term."

Followings are the amounts recognised by the Company in these condensed interim financial information for the six months period ended June 30, 2019.

	Rupees
Total lease liabilities	1,440,670
Right of use asset	1,440,670
Interest expense	104,439
Depreciation	240,112

Impact of the above are considered immaterial and hence, not reflected in these condensed interim financial statements. These shall be considered for an annual financial statements.

5. FINANCIAL RISK MANAGEMENT

The Company's financial risk management objectives and policies are consistent with those disclosed in the financial statements of the Company as at and for the year ended December 31, 2018.

Notes to the Condensed Interim Financial Statements (Unaudited)

For the six-months period ended June 30, 2019

	Note	June 30, 2019 (Un-Audited)	December 31, 2018 (Audited)
..... Rupees			
6. CASH AND BANK BALANCES			
With State Bank of Pakistan in current account	6.1	6,282	21,642
With commercial banks:			
- in current accounts		1,846,066	5,955,850
- in saving accounts	6.2	81,616	86,531
Cash in hand		66,412	66,412
		<u>2,000,376</u>	<u>6,130,435</u>

6.1 These amounts are deposited with SBP for settlement of payments against CIB portal charges.

6.2 These carry profit rate of 4% per annum (Dec 31, 2018: 4% per annum).

	Note	June 30, 2019 (Un-Audited)	December 31, 2018 (Audited)
..... Rupees			
7. ADVANCES - considered good			
Advances to:			
-employees		1,052,608	1,295,960
-others		2,071,448	2,049,985
		<u>3,124,056</u>	<u>3,345,945</u>

8. CURRENT MATURITY OF NON CURRENT ASSET

Current portion of:			
-Long term finances and loans		17,181,657	15,610,031
-Net investment in leases		151,814,629	138,081,895
		<u>168,996,286</u>	<u>153,691,926</u>

9. LONG TERM FINANCES AND LOANS - Secured

Employees		1,304,938	1,504,534
Others			
- Considered good		30,588,887	27,211,350
- Considered doubtful		61,498,383	62,999,191
		92,087,270	90,210,541
Less: Provision for doubtful finances and loans - net		<u>(10,544,179)</u>	<u>(10,714,513)</u>
		81,543,091	79,496,028
Total		82,848,029	81,000,562
Less: Current maturity			
Related parties - employees		(315,672)	(429,377)
Other than related parties		(16,865,985)	(15,180,654)
		<u>(17,181,657)</u>	<u>(15,610,031)</u>
		<u>65,666,372</u>	<u>65,390,531</u>

Notes to the Condensed Interim Financial Statements (Unaudited)

For the six-months period ended June 30, 2019

	Note	June 30, 2019 (Un-Audited)	December 31, 2018 (Audited)
..... Rupees			
10. NET INVESTMENT IN LEASES			
Minimum lease payments receivable		375,028,847	391,364,518
Add: Residual value of leased assets		227,190,781	230,534,781
Lease contract receivable		602,219,628	621,899,299
Less: Unearned lease income		(67,252,973)	(70,625,101)
Less: Provision for potential lease losses		(137,375,256)	(139,862,307)
		(204,628,229)	(210,487,408)
Net investment in leases		397,591,399	411,411,891
Less: Current maturity of net investment in leases	10.1	(151,814,629)	(138,081,895)
Net investment in leases	8	245,776,770	273,329,996

10.1 NET INVESTMENT IN LEASES

Particulars	June 30, 2019 (Unaudited)			December 31, 2018 (Audited)		
	Not later than One year	Later than one year & less than Five years	Total	Not later than One year	Later than one year & less than Five years	Total
Minimum Lease payments	103,442,761	271,586,086	375,028,847	99,481,326	291,883,192	391,364,518
Add : Residual value of leased assets	59,710,687	167,480,094	227,190,781	51,334,162	179,200,619	230,534,781
Gross investment in leases	163,153,448	439,066,180	602,219,628	150,815,488	471,083,811	621,899,299
Unearned lease income	(11,338,819)	(5,906,861)	(17,245,680)	(12,733,593)	(6,907,125)	(20,861,514)
Markup held in suspense account	-	(50,007,293)	(50,007,293)	-	(50,984,383)	(53,389,040)
	(11,338,819)	(55,914,154)	(67,252,973)	(12,733,593)	(57,891,508)	(74,250,554)
Provision for potential lease losses	151,814,629	383,152,026	534,966,655	138,081,895	413,192,303	551,274,198
	-	(137,375,256)	(137,375,256)	-	(139,862,307)	(139,862,307)
Net investment in finance leases	151,814,629	245,776,770	397,591,399	138,081,895	273,329,996	411,411,891

Notes to the Condensed Interim Financial Statements

For the six-months period ended June 30, 2019

Note	June 30, 2019 (Un-Audited)	December 31, 2018 (Audited)
..... Rupees		
11. PROPERTY AND EQUIPMENT		
Net book value		
Fixed assets	4,622,870	4,998,971
	4,622,870	4,998,971

The following is the detail of additions/disposals in the operating fixed assets during the current period.

	June 30, 2019 (Unaudited)		June 30, 2018 (Unaudited)	
	Additions	Deletions	Additions	Deletions
Owned				
Furniture and fixtures	-	-	-	-
Computers	-	-	7,956	-
Office equipment & others	15,000	(18,900)	67,339	(20,000)
Vehicles	-	-	-	(1,549,900)
	15,000	(18,900)	75,295	(1,569,900)
Leased Assets				
Vehicles	-	-	-	-
	15,000	(18,900)	75,295	(1,569,900)

Note	June 30, 2019 (Un-Audited)	December 31, 2018 (Audited)
..... Rupees		
12. INTANGIBLE ASSETS		
Intangible assets	-	77,838
	-	77,838
13. CURRENT MATURITY OF LONG TERM FINANCE AND LEASES		
Long term finances	373,233	373,233
Long term deposits	59,710,687	51,334,162
	60,083,920	51,707,395

14. CONTINGENCIES AND COMMITMENTS

14.1 This year lease disbursement amounting to Rs Nil (2018: Rs 2,300,000).

14.2 Rental expense pertains to branches across the country amounted to Rs 895,782 upto period ended June 30, 2019.

Six months period ended		Three months period ended	
June 30, 2019 (Un-Audited)	June 30, 2018 (Un-Audited)	June 30, 2019 (Un-Audited)	June 30, 2018 (Un-Audited)

..... Rupees

15. INCOME FROM OPERATIONS

Income from finance lease operations	10,423,834	13,486,070	5,283,050	6,972,980
Income on finances and loans to	3,044,296	2,098,165	1,526,773	1,096,795
-Customers	13,468,130	15,584,235	6,809,823	8,069,775

Notes to the Condensed Interim Financial Statements

For the six-months period ended June 30, 2019

	Six months period ended		Three months period ended	
	June 30, 2019 (Un-Audited)	June 30, 2018 (Un-Audited)	June 30, 2019 (Un-Audited)	June 30, 2018 (Un-Audited)
16. OTHER OPERATING INCOME	Rupees			
Income from investments	-	2,788		825
Income from financial assets	51,247	58,435	26,431	31,171
Other income	-	1,000		-
Gain from non-financial assets	2,500	161,678	-	6,688
	<u>53,747</u>	<u>223,901</u>	<u>26,431</u>	<u>38,684</u>
17. ADMINISTRATIVE & OPERATING EXPENSES	Rupees			
Salaries, allowances and other benefits	13,045,972	13,323,666	6,254,783	6,749,091
Directors' fee	340,000	400,000	185,000	220,000
Rent	1,896,899	1,667,516	982,460	838,390
Electricity, gas and water	366,137	408,013	214,054	226,617
Telephone and postage	484,722	459,145	264,573	225,684
Repairs and maintenance	227,560	220,358	117,055	118,883
Books and periodicals	27,447	21,792	9,928	10,907
Vehicle running	302,579	124,826	233,839	62,426
Advertising	197,376	240,000	89,716	240,000
Training and Development	-	19,500	-	19,500
Travelling, conveyance and entertainment	815,945	798,351	428,199	434,319
Printing and stationery	283,599	427,600	233,270	228,838
Auditors' remuneration	79,525	56,500	79,525	52,500
Depreciation and amortization	468,939	805,279	202,672	401,745
Legal and professional	1,392,986	2,034,282	666,689	689,796
Insurance	469,693	512,780	237,716	261,140
Miscellaneous	418,384	308,810	167,672	151,967
	<u>20,817,763</u>	<u>21,828,418</u>	<u>10,367,151</u>	<u>10,931,803</u>
18. FINANCE COST				
Mark-up on:				
Short term borrowings (Note 18.1)	8,648,784	6,948,624	6,071,229	3,823,072
Lease finance charges	-	-	(11,343)	-
Bank charges	122,596	84,816	85,275	76,836
	<u>8,771,380</u>	<u>7,033,440</u>	<u>6,145,161</u>	<u>3,899,908</u>

Notes to the Condensed Interim Financial Statements

For the six-months period ended June 30, 2019

	June 30, 2019 (Un-Audited)	June 30, 2018 (Un-Audited)
18.1 Finance cost includes mark up expense related to SME Bank Limited, related party:		
Short term borrowings	8,648,784	6,948,624
	8,648,784	6,948,624
19. TAXATION		
Current Tax		
- Minimum Tax u/s 113	161,530	172,329
	161,530	172,329

20. TRANSACTIONS WITH RELATED PARTIES

The related parties of the company include SME Bank Limited (The Holding Company), Staff Provident fund, directors, key management personnel and companies in which directors are common or a hold office. Transactions with SME Bank Limited, directors and key management personnel are disclosed in their relevant notes. Transactions with other related parties and the balances outstanding at the year end are given below:

	June 30, 2019 (Unaudited)		December 31, 2018 (Audited)	
	Key management personnel	SME Bank Limited	Key management personnel	SME Bank Limited
Borrowings				
Opening Balance	-	141,556,042	-	110,351,822
Add: Further used during the year/ period -Net	-	2,075,367	-	31,204,220
Closing Balance	-	143,631,409	-	141,556,042
Staff Provident Fund				
Markup expense for the period	-	8,648,784	-	6,948,624
Rent expenses	-	269,669	-	211,644
Key management remuneration	2,955,227	-	3,990,840	-
P. F. - Company's contribution	42,72	-	25,632	-

All transactions with the Parent Company are carried out on commercial terms and on arm's length.

	June 30, 2019 (Unaudited)	December 31, 2018 Audited	June 30, 2018 (Unaudited)
21. CASH AND CASH EQUIVALENTS			
Cash and bank balances	2,000,376	6,130,435	2,507,192
Short term borrowings	(143,631,409)	(141,556,042)	(141,088,766)
	(141,631,033)	(135,425,607)	(138,581,574)

Notes to the Condensed Interim Financial Statements

For the six-months period ended June 30, 2019

Six months period ended		Three months period ended	
(Unaudited) June 30, 2019	(Unaudited) June 30, 2018	(Unaudited) June 30, 2019	(Unaudited) June 30, 2018

..... Rupees

22. LOSS PER SHARE - BASIC AND DILUTED

Loss after taxation attributable to

Ordinary Shareholders (Rupees) (13,571,410) (9,184,127) (6,643,271) (4,496,436)

Weighted average number of

outstanding Ordinary Shareholders 32,000,000 32,000,000 32,000,000 32,000,000

Loss per share (rupees) (0.42) (0.29) (0.21) (0.14)

23. SEGMENTAL INFORMATION

A segment is a distinguishable component of the Company that is engaged in business activities from which the Company earns revenues and incur expenses and its results are regularly reviewed by the Company's chief operating decision makers to make decisions about resources to be allocated to the segment and assess its performance. Further, discrete financial information is available for each segment.

The Company's reportable segments under IFRS 8 are therefore finance lease, loans and receivables and investments. Other operations, which are not deemed by the management to be significant to disclose as separate items are reported under Others.

All assets and liabilities are allocated to reportable segments other than assets and liabilities not directly related to the particular segment.

Particulars	June 30, 2019 (Unaudited)				Total
	Finance lease	Loans and receivable	Investment	Others	
Segment revenue	<u>10,423,834</u>	<u>3,044,296</u>	<u>-</u>	<u>50,440</u>	<u>13,518,570</u>
Segment profit	<u>12,910,885</u>	<u>3,214,631</u>	<u>-</u>	<u>50,440</u>	<u>16,175,956</u>
Segment result					<u>16,175,956</u>
Unallocated cost					
Finance cost					<u>8,771,380</u>
Administrative & selling expenses					<u>20,817,763</u>
					<u>29,589,143</u>
Loss before income tax					<u>(13,413,187)</u>
Income tax expense					<u>(161,530)</u>
Loss for the year					<u>(13,574,717)</u>

Notes to the Condensed Interim Financial Statements

For the six-months period ended June 30, 2019

Particulars	June 30, 2019 (Unaudited)				
	Finance lease	Loans and receivable	Investment	Others	Total
Other information					
Segment assets	397,591,399	81,543,091	-	-	479,134,490
Unallocated assets	-	-	-	14,502,653	14,502,653
Total assets					493,637,143
Segment liabilities	230,851,112	-	-	-	230,851,112
Unallocated liabilities	-	-	-	164,677,759	164,677,759
Total liabilities					395,528,871
Net assets					98,108,272
Capital expenditure	-	-	-	17,570	17,570

Particulars	June 30, 2018 (Unaudited)				
	Finance lease	Loans and receivable	Investment	Others	Total
Segment revenue	13,486,070	2,098,165	-	223,901	15,808,136
Segment profit	17,527,508	2,098,651	-	223,901	19,850,060
Segment result					19,850,060
Unallocated cost					
Finance cost					7,033,440
Administrative & selling expenses					21,828,418
					28,861,858
Loss before taxation					(9,011,798)
Taxation					(172,329)
Loss for the period after taxation					(9,184,127)

Particulars	December 31, 2018 (Audited)				
	Finance lease	Loans and receivable	Investment	Others	Total
Other information					
Segment assets	411,411,891	79,496,028	-	-	490,907,919
Unallocated assets	-	-	-	18,092,865	18,092,865
Total assets					509,000,784
Segment liabilities	233,427,946	-	-	-	233,427,946
Unallocated liabilities	-	-	-	163,890,586	163,890,586
Total liabilities					397,318,532
Net assets					111,682,252
Capital expenditure	-	-	-	84,395	84,395

Notes to the Condensed Interim Financial Statements

For the six-months period ended June 30, 2019

23.1 Revenue reported above represents revenue from external customers. There are no intersegment sales.

23.2 Revenue from finance lease includes income from finance lease operations and gain/(loss) on termination of lease. Revenue from loan and receivable includes markup income on loans to customers and employees and revenue from investment include gain on disposal of investment.

24. FAIR VALUE AND RISK MANAGEMENT

Fair value is the price that would be received to sell an asset or paid to transfer a liability in an orderly transaction between market participants at the measurement date. Fair value of underlying financial assets are determined based on requirements of Regulation 66 of Non-Banking Finance Companies and Notified Entities Regulations, 2008 and directives if any, issued by the Securities and Exchange Commission of Pakistan. Fair value of debt instruments other than Government Securities, which are unlisted or listed but not traded regularly on stock exchange be valued at rates notified by Mutual Funds Association of Pakistan. The fair value of financial assets traded in active market i.e. listed securities are based on the quoted market price at determined by stock exchange in accordance with its regulations.

The table below analyses recurring fair value measurements for financial assets and financial liabilities. These fair value measurements are categorized into different levels in the fair value hierarchy based on the inputs to valuation techniques used. The different levels are defined as follows:

Level 1 Quoted market prices in an active market (that are unadjusted) for identical assets or liabilities.

Level 2 Valuation techniques (for which the lowest level input that is significant to the fair value measurement is directly or indirectly observable).

Level 3 Valuation techniques (for which the lowest level input that is significant to the fair value measurement is unobservable).

As at June 30, 2019, the Company held the following classes of financial instruments measured at fair value:

June 30, 2019	Carrying amount				Fair value			
	Cash and cash equivalent	Loans and receivables	Other financial liabilities	Total	Level 1	Level 2	Level 3	Total
Financial assets not measured at fair value								
Cash and bank balance	6	2,000,376	-	-	2,000,376	-	-	-
Advances	7	-	3,124,056	-	3,124,056	-	-	-
Deposits, prepayments and other receivables		-	1,029,032	-	1,029,032	-	-	-
Long term finances and loans and accrued interest thereon								
	9	-	82,848,029	-	82,848,029	-	-	-
Net investment in finance leases	10	-	397,591,399	-	397,591,399	-	-	-
		<u>2,000,376</u>	<u>484,592,516</u>	<u>-</u>	<u>486,592,892</u>	<u>-</u>	<u>-</u>	<u>-</u>
Financial liabilities not measured at fair value								
Trade and other payable		-	-	4,727,213	4,727,213	-	-	-
Short term borrowings		143,631,409	-	-	143,631,409	-	-	-
Provision for compensated absences		-	-	1,943,571	1,943,571	-	-	-
Long term finances		-	-	373,233	373,233	-	-	-
Deferred liabilities		-	-	6,956,110	6,956,110	-	-	-
		<u>143,631,409</u>	<u>-</u>	<u>181,480,221</u>	<u>325,111,630</u>	<u>-</u>	<u>-</u>	<u>-</u>

Notes to the Condensed Interim Financial Statements

For the six-months period ended June 30, 2019

24.1 The Company has not disclosed the fair values for these financial instruments, because their carrying amounts are reasonable approximation of fair value.

24.2 For financial instruments that are recognized at fair value on a recurring basis, the Company determines whether transfers have occurred between Levels in the hierarchy by re-assessing categorization (based on the lowest level input that is significant to the fair value measurement as a whole) at the end of each reporting period. The Company's policy is to recognize transfers into and transfers out of fair value hierarchy levels as of the date of the event or change in circumstances that caused the transfer. During the period ended June 30, 2018, there were no transfers between Level 1, Level 2 or Level 3 of fair value measurements.

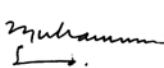
December 31, 2018	Carrying amount			Fair value				
	Cash and cash equivalent	Loans and receivables	Other financial liabilities	Total	Level 1	Level 2	Level 3	Total
Financial assets not measured at fair value								
Cash and bank balance	6,130,435	-	-	6,130,435	-	-	-	-
Advances	-	3,345,945	-	3,345,945	-	-	-	-
Deposits, prepayments and other receivables	-	1,158,965	-	1,158,965	-	-	-	-
Long term finances and loans and accrued interest thereon	-	65,390,531	-	65,390,531	-	-	-	-
Net investment in finance leases	-	273,329,996	-	273,329,996	-	-	-	-
	<u>6,130,435</u>	<u>343,225,437</u>	<u>-</u>	<u>349,355,872</u>	<u>-</u>	<u>-</u>	<u>-</u>	<u>-</u>
Financial liabilities not measured at fair value								
Trade and other payable	-	-	3,743,855	3,743,855	-	-	-	-
Accrued made-up on borrowings	-	-	1,299,884	1,299,884	-	-	-	-
Short term borrowings	141,556,042	-	-	141,556,042	-	-	-	-
Provision for compensated absences	-	-	2,491,591	2,491,591	-	-	-	-
Long term finances	-	-	373,233	373,233	-	-	-	-
Long term deposits	-	-	179,200,619	179,200,619	-	-	-	-
Deferred liabilities	-	-	9,090,662	9,090,662	-	-	-	-
	<u>141,556,042</u>	<u>-</u>	<u>196,199,844</u>	<u>337,755,886</u>	<u>-</u>	<u>-</u>	<u>-</u>	<u>-</u>

25. DATE OF AUTHORIZATION FOR ISSUE


This condensed interim financial information was authorized for issue on 27 August, 2019 by the Board of Directors of the Company.



Dilshad Ali Ahmad
Director



M. Shihzad
Chief Financial Officer



Abdul Waseem
Chief Executive Officer

Branch Network

KARACHI

Main Branch:

Office # 304, 3rd Floor, Business Arcade,
Shahra-e-Faisal, Karachi.
Phone No. 92-21-34322128-9 Fax: 92-21-34322082

HYDERABAD

M-06, Mezzanine Floor, Rabi Shopping Centre,
Cantonment Area, Saddar.
Phone: 022-9200747, Fax: 022-9201060

LAHORE

Office No. 805, 8th Floor, Al-Hafeez Heights,
65-D-A, Sir Syed/Ghalib Road, Gulberg III, Lahore.
Phone: 042-35750149, 35751660
Fax: 042-35751661

ISLAMABAD

Office No. 15, 2nd Floor, Rehmat Centre, I-8 Markaz.
Phone: 051-9257524, Fax: 051-9257520

SIALKOT

Chowk Shahab Pura, City Bazar, Street No. 3, Shop No. 195,
Opposite Sahab Marriage Hall, Sialkot.
Phone: 052-3572136

PESHAWAR

34, Ground Floor, State Life Building, The Mall, Peshawar Cantt.
Phone: 091-9211683, Fax: 091-9211683



SME Leasing Limited
(A subsidiary of SME Bank Ltd.)

Office No. 304, 3rd Floor, Business Arcade, Shakra-e-Faisal, Karachi
Phone No. +92-21-34322128-9 Fax No. +92-21-34322082